
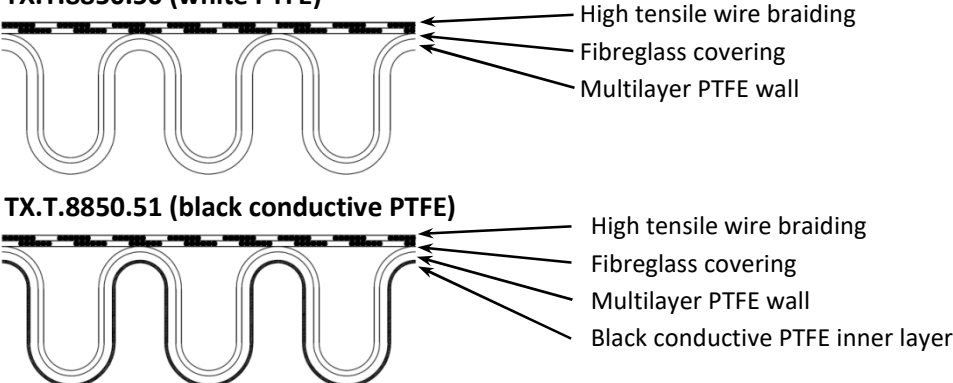
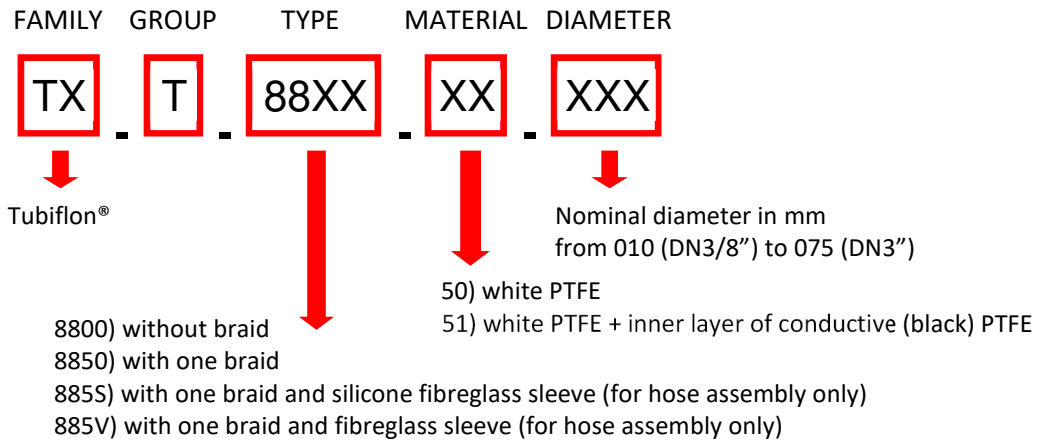


**TX.T.88XX.XX**

	<p><b>Description:</b> Tape wrapped convoluted hose with helical corrugations in multilayer PTFE with reinforced fibreglass covering and high tensile stainless steel braid 1.4301 EN10088-3 (AISI 304).</p>
<p><b>Characteristics:</b></p>	<p>Very high reliability and flexibility, resistant to corrosion and excellent chemical inertness, optimal static/pulsating pressure resistance, excellent absorption of vibrations, can be used for particularly severe static or dynamic connections.</p>
<p><b>Size range:</b></p>	<p>From DN3/8" to DN3".</p>
<p><b>Supply conditions:</b></p>	<p>Standard manufacturing lengths: 8-30 m from DN3/8" to DN2" 4-20 m from DN2-1/2" to DN3".</p>
<p><b>Fittings:</b></p>	<p>Standard fittings and braid collars in zinc-plated carbon steel and in stainless steel specifically designed for assembling with Tubiflon hose series. PTFE coated fittings.</p>
<p><b>Materials:</b></p>	<p>Multilayer virgin PTFE core, reinforced with an anti-abrasion covering in fibreglass, high tensile stainless steel braid 1.4301 EN10088-3 (AISI 304), additional black conductive PTFE inner layer available.</p>
<p><b>Profile:</b></p>	 <p><b>TX.T.8850.50 (white PTFE)</b></p> <ul style="list-style-type: none"> <li>High tensile wire braiding</li> <li>Fibreglass covering</li> <li>Multilayer PTFE wall</li> </ul> <p><b>TX.T.8850.51 (black conductive PTFE)</b></p> <ul style="list-style-type: none"> <li>High tensile wire braiding</li> <li>Fibreglass covering</li> <li>Multilayer PTFE wall</li> <li>Black conductive PTFE inner layer</li> </ul>
<p><b>Construction:</b></p>	<p>Hoses are obtained by winding and overlapping various PTFE strips covered with anti-abrasion PTFE-coated fibreglass. The hose is then mechanically corrugated and sintered. Hoses are then braided with high tensile stainless steel braid for resistance to internal pressure and protection from external damages.</p>
<p><b>Types:</b></p>	<p>TX.T.8850.50 hose in PTFE with one high tensile braid in stainless steel 1.4301 EN10088-3 (AISI 304). TX.T.8850.51 hose in PTFE with inner layer in black conductive PTFE and one high tensile braid in stainless steel 1.4301 EN10088-3 (AISI 304).</p>

<b>Coverings:</b>	<p>TX.T.885S with one high-tensile braid in stainless steel 1.4301 EN 10088-3 (AISI 304) and additional flameproof sleeve in silicone coated fibreglass.</p> <p>TX.T.885V with one braid in stainless steel 1.4301 EN 10088-3 (AISI 304) and additional braid (or wrapping) in fibreglass.</p> <p>Coverings are available for hose assembly only, not for bulk hoses.</p>
<b>Use:</b>	<p>Delivery of chemicals even in depression: solvents, paints, glues, adhesive materials, inks, aggressive substances.</p> <p>Delivery of foods and beverages.</p> <p>Delivery of cooling water, superheated water, steam, pulp, diathermic oil, lubricating oil for engines and turbo compressors, high voltage stators cooling air.</p> <p>Delivery of lubricating oil and fuels for shipbuilding sector where flameproof characteristics are required, Tubiflon comply with European directive MED (see web page: product certification).</p> <p>Hose types with inner layer in conductive PTFE are advised where, due to the nature and speed of the fluid, electrostatic charges may build up and damage the hose (for example, delivery of gas, steam, hot water, flammable fluids).</p>
<b>Applications:</b>	<p>Chemical and pharmaceutical plants, food product and freeze-dry plants, industrial vehicles, large engines and turbines, shipbuilding sector, wood and paper processing plants, plate presses, stator cooling systems.</p>
<b>Working pressure:</b>	<p>Up to 125 bar, depending on hose size. See technical table.</p> <p>Working pressure (PN) indicated in the technical table refers to the hose at room temperature, for assemblies manufactured with our standard fittings in conformity with highest standards.</p> <p>With fittings coated in PTFE, these values must be 50% reduced (do not apply further reduction coefficients).</p> <p>For continuous use in presence of frequent pressure pulses, the maximum operating pressure must be 50% reduced (do not apply further reduction coefficients).</p>
<b>Temperature:</b>	<p>-55° ÷ 250°C</p> <p>For a temperature range 50°÷250°C working pressure must be reduced by applying the following coefficients (Derating factors).</p> <p>50°C - 0.97 PN  100°C - 0.93 PN  150°C - 0.89 PN  200°C - 0.85 PN  250°C - 0.80 PN</p> <p>Values for intermediate temperatures shall be interpolated.</p>

## HOW TO READ PRODUCT CODE



### Order by PART NUMBER!

TX.T.88XX.50.XXX										white PTFE		
DN inch	ID mm	Toll. mm	N. braids	OD mm	Tol. mm	PN bar	BP bar	BR stat. mm	Vac. rating bar *	Wt. g/m ±10%	Part Number	Product Code
3/8"	10	± 0.3	0	14.3	± 0.3	5	-	30		110	T7920	TX.T.8800.50.010
			1	15.5	± 0.3	125	500	30	-1.0	250	T8150	TX.T.8850.50.010
1/2"	13.2	± 0.3	0	17.5	± 0.3	5	-	50		140	T6211	TX.T.8800.50.012
			1	18.7	± 0.3	105	420	50	-1.0	315	T6224	TX.T.8850.50.012
5/8"	16	± 0.3	0	21.8	± 0.3	4	-	55		205	T7719	TX.T.8800.50.016
			1	23.0	± 0.3	100	400	55	-1.0	410	T7428	TX.T.8850.50.016
3/4"	19.5	± 0.3	0	25.5	± 0.3	3	-	60		250	T6213	TX.T.8800.50.020
			1	26.9	± 0.3	90	360	60	-1.0	540	T4454	TX.T.8850.50.020
1"	25.5	± 0.5	0	31.5	± 0.5	2	-	75		320	T6214	TX.T.8800.50.025
			1	32.9	± 0.5	80	320	75	-1.0	720	T4455	TX.T.8850.50.025
1-1/4"	32	± 0.5	0	38.0	± 0.5	1	-	115		385	T6215	TX.T.8800.50.032
			1	39.4	± 0.5	64	256	115	-1.0	820	T4456	TX.T.8850.50.032
1-1/2"	38.5	± 0.5	0	44.5	± 0.5	0.5	-	170		460	T6216	TX.T.8800.50.040
			1	45.9	± 0.5	53	212	170	-0.9	1050	T4457	TX.T.8850.50.040
2"	51	± 0.6	0	57.0	± 0.6	0.4	-	200		580	T6217	TX.T.8800.50.050
			1	58.4	± 0.6	35	140	200	-0.4	1270	T4458	TX.T.8850.50.050
2-1/2"	64.5	± 1.0	0	73.6	± 1.0	0.3	-	300		1200	T10056	TX.T.8800.50.065
			1	75.0	± 1.0	25	100	300	-0.4	1960	T10057	TX.T.8850.50.065
3"	76.5	± 1.0	0	86.6	± 1.0	0.2	-	360		1400	T9975	TX.T.8800.50.075
			1	88.0	± 1.0	20	80	360	-0.3	2400	T9956	TX.T.8850.50.075

\* Vacuum test performed according to UNI EN ISO 7233 Method A

TX.T.88XX.51.XXX											conductive PTFE	
DN inch	ID mm	Toll. mm	N. braids	OD mm	Tol. mm	PN bar	BP bar	BR stat. mm	Vac. rating bar *	Wt. g/m ±10%	Part Number	Product Code
3/8"	10	± 0.3	0	14.3	± 0.3	5	-	30		110	T9255	TX.T.8800.51.010
			1	15.5	± 0.3	125	500	30	-1.0	250	T9262	TX.T.8850.51.010
1/2"	13.2	± 0.3	0	17.5	± 0.3	5	-	50		140	T9254	TX.T.8800.51.012
			1	18.7	± 0.3	105	420	50	-1.0	315	T9263	TX.T.8850.51.012
5/8"	16	± 0.3	0	21.8	± 0.3	4	-	55		205	T9256	TX.T.8800.51.016
			1	23.0	± 0.3	100	400	55	-1.0	410	T9264	TX.T.8850.51.016
3/4"	19.5	± 0.3	0	25.5	± 0.3	3	-	60		250	T9257	TX.T.8800.51.020
			1	26.9	± 0.3	90	360	60	-1.0	540	T9265	TX.T.8850.51.020
1"	25.5	± 0.5	0	31.5	± 0.5	2	-	75		320	T9258	TX.T.8800.51.025
			1	32.9	± 0.5	80	320	75	-1.0	720	T9266	TX.T.8850.51.025
1-1/4"	32	± 0.5	0	38.0	± 0.5	1	-	115		385	T9259	TX.T.8800.51.032
			1	39.4	± 0.5	64	256	115	-1.0	820	T9267	TX.T.8850.51.032
1-1/2"	38.5	± 0.5	0	44.5	± 0.5	0.5	-	170		460	T9260	TX.T.8800.51.040
			1	45.9	± 0.5	53	212	170	-1.0	1050	T9268	TX.T.8850.51.040
2"	51	± 0.6	0	57.0	± 0.6	0.4	-	200		580	T9261	TX.T.8800.51.050
			1	58.4	± 0.6	35	140	200	-0.5	1270	T9246	TX.T.8850.51.050
2-1/2"	64.5	± 1.0	0	73.6	± 1.0	0.3	-	300		1200	T10059	TX.T.8800.51.065
			1	75.0	± 1.0	25	100	300	-0.5	1960	T10060	TX.T.8850.51.065
3"	76.5	± 1.0	0	86.6	± 1.0	0.2	-	360		1400	T9976	TX.T.8800.51.075
			1	88.0	± 1.0	20	80	360	-0.4	2400	T9964	TX.T.8850.51.075

\* Vacuum test performed according to UNI EN ISO 7233 Method A

The constant effort towards technical and qualitative improvement of our products might involve modifications of the dimensional and operational characteristics given in this data sheet, at any time and without warning. For applications requiring exact characteristics and/or a critical dimensional or operational conformity, please consult our Technical Department.