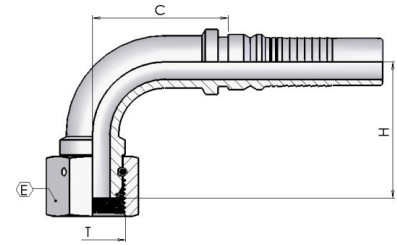


## 0150H

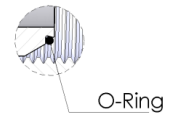
### BSP 90° Swept Elbow 60° cone Thrust Wire

(DKR 90°)



Product number	hose I.D.		Dimension					Note
	in	mm	dash size	T	E	drop H	Cut-off C	
0150H12-12	3/4	19	12	3/4-14	32	60	51	(*)
0150H16-16	1	25.4	16	1-11	41	70	73	(*)
0150H16-20	1	25.4	16	1.1/4-11	50	76	73	(*)
0150H20-20	1.1/4	31.8	20	1.1/4-11	50	83	93	(*)
0150H24-24	1.1/2	38.1	24	1.1/2-11	55	104	110	(*)

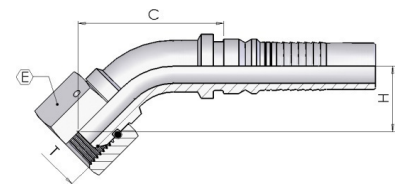
(\*) - BSP O-Ring Female



## 0250H

### BSP 45° Swept Elbow 60° Cone - Thrust Wire

(DKR 45°)



Product number	hose I.D.		Dimension					Note
	in	mm	dash size	T	E	drop H	Cut-off C	
0250H12-12	3/4	19	12	3/4-14	32	31	85	(*)
0250H16-16	1	25.4	16	1-11	41	38	112	(*)
0250H20-20	1.1/4	31.8	20	1.1/4-11	50	41	98	(*)
0250H24-24	1.1/2	38.1	24	1.1/2-11	55	54	166	(*)
0250H32-32	2	50.8	32	2-11	70	71	143	(*)

(\*) - BSP O-Ring Female

