

# Industrial Quick Connect Couplings

## single shut-off, System "Atlas Copco" Series ESAC

- Top-quality, extreme robust one-hand quick connect couplings with high-class sealing made of brass MS 58 nickel-plated
- High flow rates with low pressure drop due to patented OptiFlow by LÜDECKE® valve technology
- Special versions on request i.e. couplings with straight-through or double shut-off valve
- For compressed air supply in industry and craftsmanship

### Materials

- Body: Brass MS 58 nickel-plated
- Sleeve: Steel hardened and nickel-plated
- Valve body, plug: Hardened steel zinc-plated
- Valve: Brass MS 58 plain
- Seals: NBR (other materials on request)
- Springs: Stainless steel 1.4310 • Balls: Stainless steel 1.4034

Max. Work. Pressure	Temperature	DN	Thread	Flow Rate	Operation	Type of Valve	Media	Area	
PN 35 bar	-20°C – +100°C	8	ISO 228 / DIN EN 10226	1650 l/min	One-hand	Single Shut-off	Compr. Air	Worldwide	Coupl.5 / Plug 10

### Couplings with tapered male thread (thread coated)

Thread connection	L	SW	D	L1	Weight	Type No.
R 1/4 m	62	19	23	11	105	ESAC 14 A
R 3/8 m	62	19	23	12	108	ESAC 38 A
R 1/2 m	65	22	23	15	130	ESAC 12 A

### Couplings with parallel female thread

Thread connection	L	SW	D	L1	Weight	Type No.
G 1/4 f	59	19	23	10	115	ESAC 14 I
G 3/8 f	59	19	23	10	112	ESAC 38 I
G 1/2 f	61	24	23	12	135	ESAC 12 I

### Couplings with hose barb

Hose connection	L	SW	D	L1	Weight	Type No.
Hose i.D. 6	75	19	23	25	98	ESAC 6 T
Hose i.D. 8	75	19	23	25	100	ESAC 8 T
Hose i.D. 10	75	19	23	25	110	ESAC 10 T
Hose i.D. 13	75	19	23	25	115	ESAC 13 T

For hose clips type ZOS (© Page 110) or type HS (© Page 111) or crimping ferrules type LPH (© Page 113)

### Plugs with tapered male thread (thread coated)

Thread connection	L	SW	L1	L2	Weight	Type No.
R 1/8 m	39	14	9	24.5	22	ESAC 18 NAS
R 1/4 m	42	14	12	24.5	25	ESAC 14 NAS
R 3/8 m	42	17	12	24.5	35	ESAC 38 NAS
R 1/2 m	47	22	17	24.5	45	ESAC 12 NAS

### Plugs with parallel female thread

Thread connection	L	SW	L1	L2	Weight	Type No.
G 1/8 f	37	14	9	24.5	26	ESAC 18 NIS
G 1/4 f	37	17	9	24.5	26	ESAC 14 NIS
G 3/8 f	37	19	9	24.5	26	ESAC 38 NIS
G 1/2 f	40	24	12	24.5	38	ESAC 12 NIS


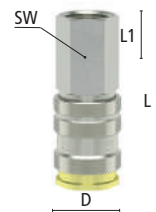

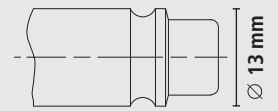
### Plugs with hose barb

Hose connection	L	D	L1	L2	Weight	Type No.
Hose i.D. 6	52	14	25	24.5	18	ESAC 6 SS
Hose i.D. 8	52	14	25	24.5	19	ESAC 8 SS
Hose i.D. 10	52	15	25	24.5	21	ESAC 10 SS
Hose i.D. 13	52	15	25	24.5	26	ESAC 13 SS

For hose clips type ZOS (© Page 110) or type HS (© Page 111) or crimping ferrules type LPH (© Page 113)

# DN 8

Plug Profile (original size)



**Opti**  
Flow  
by LÜDECKE

