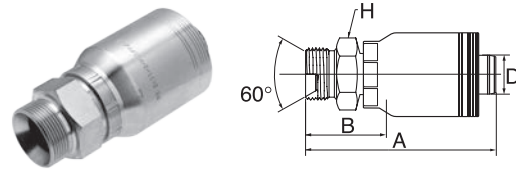


COUPLINGS FOR WIRE SPIRAL HYDRAULIC HOSES GLOBALSPIRAL MAXIMUM

BSP MBSPP

Male BSP parallel. 60° inverted cone.

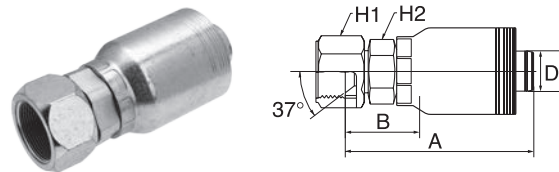


↔			🌀	↔	🌀		
D				A	B	H	REF.
-size	DN	"		mm	mm	mm	GSM
-24	40	1.1/2	G 1.1/2" - 11 BSP	163.0	68.0	55.0	24GSM24MBSPP
-32	50	2	G 2" - 11 BSP	188.0	74.0	70.0	32GSM32MBSPP

-24 size is 35.0 MPa (5000 psi); -32 size is 28.0 MPa (4000 psi).

JIC 37° FJX

Female JIC swivel. 37° inverted cone.

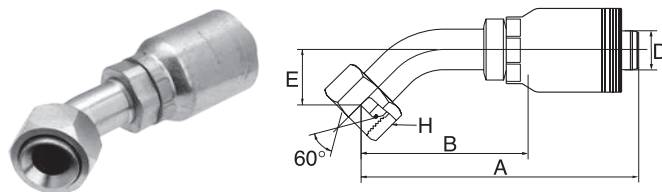


↔			🌀	↔	🌀			
D				A	B	H1	H2	REF.
-size	DN	"		mm	mm	mm	mm	GSM
-24	40	1.1/2	1.7/8" - 12 UN	152.9	57.9	60.0	55.0	24GSM24FJX
-32	50	2	2.1/2" - 12 UN	180.5	66.5	75.0	70.0	32GSM32FJX

-24 to -32 size are 35.0 MPa (5000 psi).

JIC 37° FJX45

Female JIC swivel. 37° inverted cone.
45° swept elbow.



↔			🌀	↔	🌀				
D				A	B	E	H1	H2	REF.
-size	DN	"		mm	mm	mm	mm	mm	GSM
-24	40	1.1/2	1.7/8" - 12 UN	226.1	130.9	34.0	60.0	55.0	24GSM24FJX45-034

-24 size is 35.0 MPa (5000 psi).

Unless otherwise stated the coupling meets the pressure rating requirements of the respective international standard.