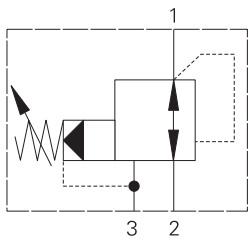


# PRV12-10 - Pressure reduced/relieving valve

Spool, pilot operated  
45 L/min (12 USgpm) • 350 bar (5000 psi)



## Operation

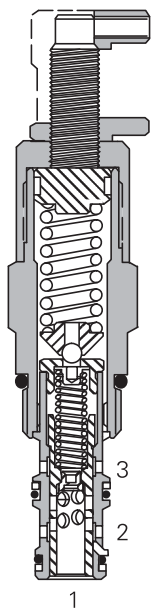
This valve is normally open allowing inlet oil to pass to the regulated line until the outlet (regulated) pressure exceeds the setting of the pilot section. When this setting is achieved a pilot flow occurs, causing a pressure imbalance across the main spool, which then moves throttling the inlet flow

and preventing any further pressure rise in the regulated line. If any external force causes the regulated pressure to rise more than 5-10% above the setting, the main spool moves back further, opening the regulated port to the tank line, thus working as a relief valve.

## Features

Cartridge construction with hardened, ground and honed working parts giving smooth, stable operation over all pressure ranges.

## Sectional view



## Performance data

### Ratings and specifications

*Performance data is typical with fluid at 21,8 cSt (105 SUS) and 49° C (120° F)*

Typical application pressure (all ports)	350 bar (5000 psi)
Cartridge fatigue pressure (infinite life)	350 bar (5000 psi)
Rated flow	45 L/min (12 USgpm)
Cracking pressure	15 – 8,5–100 bar (125–1500 psi) 30 – 17,0–210 bar (250–3000 psi) 50 – 38– 350 bar (550–5000 psi)
Cavity	C-10-3
Standard housing materials	Aluminum or steel
Temperature range	-40° to 120°C (-40° to 248°F)
Fluids	All general purpose hydraulic fluids such as: MIL-H-5606, SAE 10, SAE 20, etc.
Filtration	Cleanliness Code 18/16/13
Weight cartridge only	0,24 kg (0.54 lbs)
Seal kits	565804 Buna-N 889599 Viton®

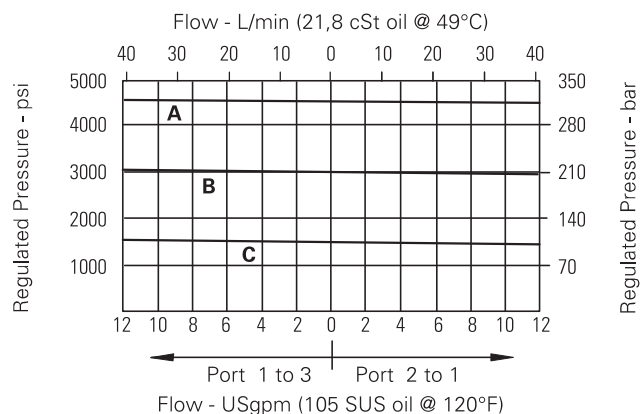
Viton is a registered trademark of E.I. DuPont

## Description

This is a pilot operated screw in cartridge pressure reducing / relieving valve. The valve maintains a constant outlet pressure in hydraulic sub-systems regardless of fluctuations in the primary system. In addition to this it will act as a relief valve if the pressure in the sub-system rises higher than the setting of the valve directing excess fluid to tank.

## Reduced pressure characteristics

Cartridge only  
(max. setting)

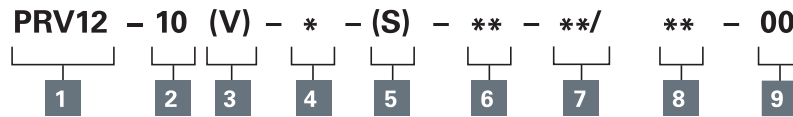


Where measurements are critical request certified drawings. We reserve the right to change specifications without notice.

# PRV12-10 - Pressure reduced/relieving valve

Spool, pilot operated  
45 L/min (12 USgpm) • 350 bar (5000 psi)

## Model code



### 1 Function

**PRV12** - Pressure reducing/relieving valve

### 2 Size

**10** - 10 size

### 3 Seal material

**Blank** - Buna-N  
**V** - Viton

### 4 Adjustment

**C** - Cap  
**F** - Factory Set  
**I** - Internal  
**K** - Knob  
**S** - Screw

### 5 Valve housing material

**Blank** - Aluminum  
**S** - Steel

### 6 Port size

**0** - Cartridge only

Code	Port size	Housing number		
		Aluminum light duty	Aluminum fatigue rated	Steel fatigue rated
<b>3B</b>	3/8" BSPP	02-173358	-	-
<b>2G</b>	1/4" BSPP	-	876705	02-175127
<b>3G</b>	3/8" BSPP	-	876714	02-175128
<b>6H</b>	SAE 6	-	876704	-
<b>8H</b>	SAE 8	-	876711	-
<b>6T</b>	SAE 6	566162	-	02-175124
<b>8T</b>	SAE 8	-	-	02-175125

See section J for housing.

### 7 Cracking pressure range

**Note:** Code based on pressure in psi.

**15** - 8,5-100 bar (125-1500 psi)  
**30** - 17,0-210 bar (250-3000 psi)  
**50** - 38-350 bar (550-5000 psi)

### 8 Factory set reduced pressure

Within ranges in **7**  
**Blank** - Normal factory setting at approximate mid-range. User requested settings in 3,45 bar (50 psi) steps, Coded as in the following examples:  
**10** - 70 bar (1000 psi)  
**10.5** - 72,4 bar (1050 psi)

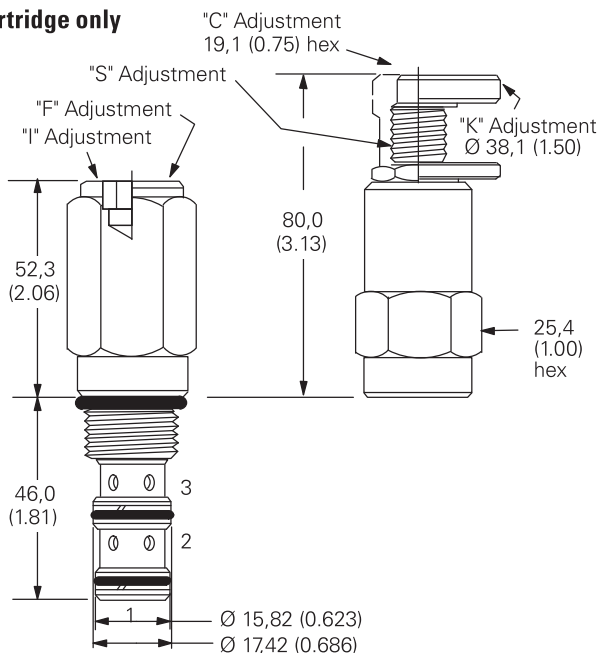
### 9 Special features

**00** - None  
(Only required if valve has special features, omitted if "00.")

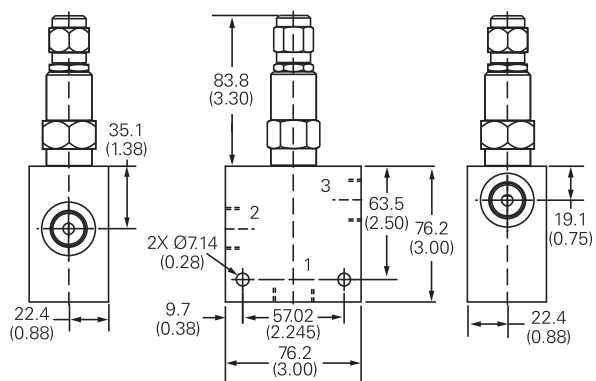
## Dimensions

mm (inch)

### Cartridge only



### Installation drawing (Steel)



### Warning

Aluminum housings can be used for pressures up to 210 bar (3000 psi). Steel housings must be used for operating pressures above 210 bar (3000 psi).

Torque cartridge in housing  
**A** - 47-54 Nm (35-40 ft. lbs)  
**S** - 68-75 Nm (50-55 ft. lbs)

Where measurements are critical request certified drawings. We reserve the right to change specifications without notice.